


St. Patrick's Anglican Church Sunday School

Teacher's Guide



Old Testament

Jonah and the Big Fish

Creation of the Material is a Team Effort if you have questions, please get in touch with us at:

sundayschool.stpatrickspsj@gmail.com

Sunday School Team: Fr. Mike Kerouac (spiritual advisor), Linda Simmen (writer/teacher), Carolyn Kerouac (editor/teacher), Paula Allen (teacher), Abby Valko (art/helper), Emmy Santiago (art/helper), and Brenda Heyward (crafts /art). *Your support and help are indispensable.

Special Thank you to everyone who has provided encouragement, prayers, and supplies. There would be no Sunday School without you as you provide the base for everything we do.

Contents

Introduction:	4
Step by Step Instructions on how to use the Children's Sunday School Lesson Program	5
Old Testament: Jonah and the Big Fish	6
TEACHER'S NOTES	6
Learning Objective:	6
Memory Verse:	6
Suggested Items	6
Preparation for Teaching:	6
Craft Activity Items:	6
Our Anglican Connection:	6
Objective:	6
Teaching Plan:	7
Introduction: Jonah and the Big Fish	7
Play PowerPoint or Show Poster: Jonah and the Big Fish	7
Story Board (Felt Board): Jonah and the Big Fish	7
Lesson Reflection:	7
What Five Things Did I Learn Today?	7
Reflection Question(s):	8
Discussion Reflection(s):	8
Activity: Clay Heart	8
Alternate Activity: Make a Bead Love Bracelet	8
Alternate Activity: Creating an Origami Whale	9
Preparation for next week:	9
Coloring Sheet: Jonah and the Big Fish	10
Worksheet: Jonah and the Big Fish	11
Poster: Jonah and the Big Fish	12
Story Board Items: Jonah and the Big Fish	13
Scripture: Jonah	15
Alternate Activity Printable: Beaded Love Bracelet	18
Alternate Activity Printable: Whale Origami	19
Resource:	20
Take Home Sheet: Jonah and the Big Fish	21

Introduction:

The Student Sunday School curriculum is designed for an Anglican church mixed-age class catering to 1st to 8th-grade students. It consists of separate independent lessons that can be used over a one to two-year cycle, following the Anglican seasons and lectionary.

The lessons cover several topics including Creation, Old Testament Heroes, Bible Stories, and New Testament subjects associated with Anglican seasons such as Christmas, Epiphany, Lent, and Easter, as well as the Parables of Jesus. Additionally, the curriculum covers Anglican basics such as the Saints, the Creeds, and the Sacraments, to provide students with a well-rounded understanding of tradition, scripture, and heritage.

While each lesson can be taught independently, some review may be necessary for students who did not attend the previous week. The Sunday School Lessons are aligned with the Anglican Seasons, including Advent, Christmas, Epiphany, Lent, Easter, Ascension, and Pentecost. Students will also learn how to use and navigate the Bible and the Book of Common Prayer.

Scripture for Meditation:

³ By faith we understand that the ^[a]worlds were framed by the word of God so that the things which are seen were not made of things which are visible. — Hebrews 11:3 (NKJV)

“But ask the beasts, and they will teach you;
the birds of the heavens, and they will tell you;
or the bushes of the earth, and they will teach you;
and the fish of the sea will declare to you.
Who among all these does not know
that the hand of the Lord has done this?
In his hand is the life of every living thing
and the breath of all mankind. — Job 12:7-10 (ESV)

I have utilized the following books and sites if you are looking for additional information:

- Scripture is the New King James Version unless otherwise specified.
- “Lives of the Saints” by Hugo Hoever
- “All Saints” by Robert Ellsberg
- 1928 Book of Common Prayer
- The One Volume Commentary by J.R. Dummelow

Step by Step Instructions on how to use the Children's Sunday School Lesson Program

Each Lesson has a thematic lesson that follows the liturgical year (Advent, Christmas, Epiphany, Lent, Easter, Pentecost, Ascension, and Trinity Sundays) – users are encouraged to follow the format but are not limited to using them in the outlined order. Within the lessons, the majority are standalone, and self-contained except for the Creation story, Saint Paul, Anglican Boot Camp, and the Christmas program. The lessons are divided into two parts. The first part is for the teacher which includes learning objectives, preparation, and supplies. The second is for the student and includes “Telling a Story”, discussion questions, and a craft activity. To enhance the lesson there are posters, felt board pictures, coloring and worksheets, and a take-home sheet.

Before Sunday

Step 1: Review the theme or study for the upcoming Sunday School Lesson.

Step 2: Review the list of materials required for the activity for the upcoming Sunday and ensure all materials are available. Some Sundays have alternative activities, choose which activity you wish to do.

- A well-stocked craft cabinet is a must for Student Sunday School. Including in every lesson you will find a list of items that are recommended to be on hand.
- Colored Markers, colored pencils, crayons, paint, paint brushes, glue (white) or glue stick, scissors, hole punch, tape, googly eyes, small beads, popsicle sticks (small and large), and glitter (these are general materials for each lesson). Additionally, I keep – cardstock, construction paper, foam sheets, felt squares, and yarn all in multiple colors. Reach out to your congregation – I have found that a lot of people do crafts and are more than willing to donate craft materials to Student Sunday School.

Step 3: Print copies of the following for the number of students you anticipate in the Sunday School class (Optional).

- Coloring Sheet (there may be more than one page)
- Additional Sheets such as scripture sheets and take-home sheets (if applicable).

Sunday Morning Preparation– Arrive Early (10-5 minutes)

Step 4: Set up a projector and laptop for video, or TV screen. If you do not have access to a projector or TV, print PowerPoint or print the poster for that day or Felt Board items (age dependent).

Step 5: Pull out and put together the items needed for the activity and place them on a table or side table.

Step 6: Place Coloring/Work Sheets, Scripture Sheets (if applicable), and Take-Home Sheets (if applicable) in a location you can easily access. I usually print extra coloring or worksheets to put in the narthex for those who choose not to attend Sunday School or for others to take home.

Sunday Morning Arrival

Step 7: Greet each student as they arrive.

Step 8: Update the Attendance board and add guests.

Step 9: Light a Candle (recommended) and say an opening prayer (recommended)

Dear God, we thank you for everyone gathered here today and ask that you surround us with your powerful, life-changing presence. Thank you for loving each of us and for calling us to walk with you. We come before you as we meet and declare our dependence on you. Be a lamp unto our feet and a light unto our path. Amen.

Step 9: Pledge of Allegiance (recommended)

Step 10: Lord's Prayer

Old Testament: Jonah and the Big Fish

TEACHER'S NOTES

Learning Objective:

- God gives people second chances.
- Sometimes God gives us difficult task to do, but God is always with us
- Pride and being stubborn can get in the way of what God wants for us and others

Memory Verse:

12 And he said to them, "Pick me up and [a]throw me into the sea; then the sea will become calm for you. For I know that this great tempest *is* because of me." Jonah 1:12

Suggested Items

Preparation for Teaching:

- PowerPoint presentation Name – Jonah and the Big Fish
- Poster – Jonah and the Big Fish
- Storyboard (based on the age of the group) – Jonah and the Big Fish
- Bible Reference (Full Bible verses and alternates available at end of this document if NKJV are not available)
NKJV: Book Chapter Verse
- NKJV Study Bibles
- 1928 Book of Common Prayer

Craft Activity Items:

- Colored Markers, colored pencils, crayons, paint, paint brushes, glue (white) or glue stick, scissors, hole punch, tape, googly eyes, small beads, popsicle sticks (small and large), and glitter (these are general materials for each lesson).
- Primary Activity – Clay Heart
 - Air Dry Clay
- Alternate Activity – Love Bracelet
 - Beads
 - String or elastic bead string or cord
- Alternate Activity – Origami Whale

Our Anglican Connection:

- The story of Jonah is a story of denial and redemption and ultimately God's mercy.

Objective:

The purpose of this section is to tell a story to the students. This can be done in one or more ways, but we have defined three options based on your unique teaching style and the age of the students. Some of the options will be better suited for different age groups or mixed age groups. For example: my students range from 9 years to 13 years (too old for a story/felt board) but still need visual aids. I will use PowerPoint and/or posters to tell a story. With PowerPoint, I can read or have the students read directly from the screen.

Teaching Plan:**Introduction: Jonah and the Big Fish**

- Create a story of the lesson with each item bulleted below,
 1. **Jonah is the central character in the Book of Jonah, in which God commands him to go to the city of Nineveh** to prophesize against it “for their great wickedness is coming up before me”,
 2. Because Jonah has a deep hatred for Nineveh because the Ninevites mistreated the Israelites he refuses and attempts to flee from the “presence of the Lord by going to Jaffa and sailing to Tarshish on a ship,
 3. A huge storm arises, and the sailors are terrified as it is not an ordinary storm,
 4. Jonah admits that he is to blame and tells the sailors to throw him overboard but at first they refuse but ultimately they relent and throw him overboard,
 5. Jonah is saved by being swallowed by a big fish and he stays in the fish for 3 days and nights where he prays to God for forgiveness, at which time God commands the fish to expel him,
 6. God again commands Jonah to travel to Nineveh and prophesize about their wickedness which he does and they repent,
 7. Jonah is displeased because he hates Nineveh so much and he goes and sits under a tree in the hot sun and sulks,
 8. God sends a worm to kill the tree and Jonah is now not protected by the sun and pleads to God to kill him, God calls out Jonah and scolds him for his anger, selfishness, and lack of compassion.

Play PowerPoint or Show Poster: Jonah and the Big Fish

Show PowerPoint (read the outline or story on PowerPoint) or poster and discuss items on the poster.

- Use the following Symbols or Characters
 1. Big Fish
 2. Ship in the Storm
 3. Jonah Praying
 4. Nineveh repenting
 5. Jonah under the tree

Story Board (Felt Board): Jonah and the Big Fish

Add the items for today to the Story Board – talk about what each item represents.

- Use the following Symbols or Characters
 1. Big Fish
 2. Ship in the Storm
 3. Jonah Praying
 4. Nineveh repenting
 5. Jonah under the tree

Lesson Reflection:

Provide an opportunity for the students to say back to you what they understood about today's lesson. You can do this by one of the two options below. This is a great opportunity for you to see if they understood the material you presented.

What Five Things Did I Learn Today?

What Five Things Did I Learn Today?

Using a chalkboard or whiteboard write these down or have an older student who volunteers write them down.

Reflection Question(s):

- Why did Jonah run away? Answer: *He did not like the Ninevites because they mistreated the Israelites*
- What did the sailors do when they discovered that Jonah was running away from God? Answer: *They threw him overboard*
- Who sent the whale (Big Fish) to swallow Jonah? Answer: *God*
- What did the Ninevites do when they heard God's warning? Answer: *They accepted God's warning*
- How did God teach Jonah a lesson about how he felt about Nineveh? Answer: *He caused a plant to grow and shade Jonah and then he caused the plant to shrivel up and Jonah had no shade.*

Discussion Reflection(s): *use the discussion question that aligns with the direction you are emphasizing.

- How do fear and pride sometimes get in the way of what God wants us to do or be? *Accept any answer*

Activity: Clay Heart**Before Class:**

1. None

During Class:

1. Have each student take a small ball of air-dry clay the size of a golf ball.
2. Have them form the clay into a heart shape.
3. Let the clay dry
4. When dry paint the heart.
5. Give your clay heart away to someone.

Detailed instructions including pictures and cutouts are available at the back of the booklet or in a separate document.

Alternate Activity: Make a Bead Love Bracelet**Before Class:**

1. None

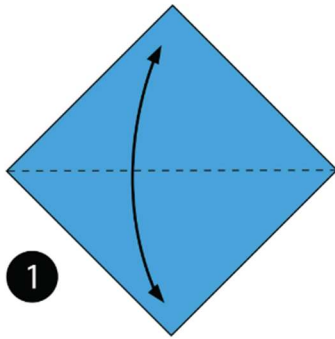
During Class:

1. Measure your wrist and cut the elastic to size (2x your wrist size). ...
2. Stretch out the elastic (if you are using elastic string double the string for extra strength). ...
3. Fold some tape over one end of the elastic. ...
4. Thread your beads onto the elastic until you reach your desired length. ...
5. Tie a square knot to secure your bracelet. ...
6. Cut off the excess string and show off your bracelet.

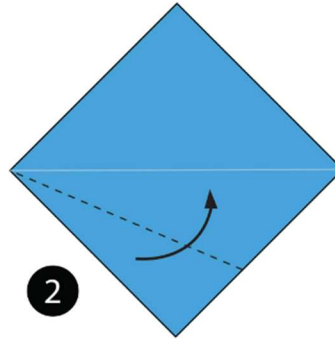
Detailed instructions including pictures and cutouts are available at the back of the booklet or in a separate document.

Alternate Activity: Creating an Origami Whale

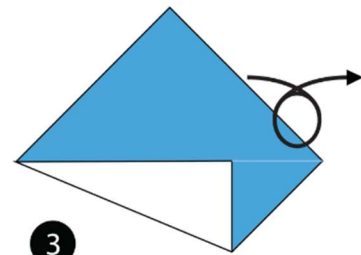
- These instructions will show you how to make an easy origami whale.



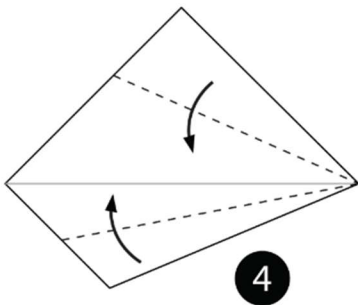
Step 1) Fold the paper in half and then unfold it.



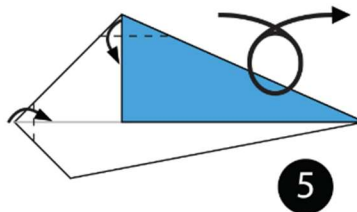
Step 2) Fold the bottom of the paper up along the dotted line.



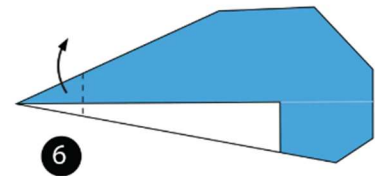
Step 3) Turn the paper over.



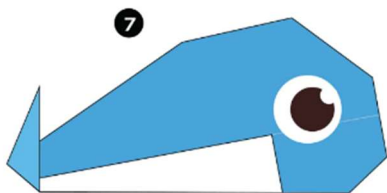
Step 4) Fold the top and bottom in along the dotted lines.



Step 5) Fold the top and side in along the dotted lines then turn the paper over.




Step 6) Fold the tail up a little bit.



The complete whale

Preparation for next week:

No preparation is required.



JONAH, NINEVEH AND THE BIG FISH



Discover the hidden words.




D	S	V	S	G	M	D	E	Z	X	Y	P	Z	H	C
A	R	T	Y	X	C	N	U	N	R	L	K	E	N	Q
X	L	A	O	O	B	A	H	C	X	L	J	M	I	R
F	P	O	O	R	M	L	S	E	P	E	C	E	S	K
M	Z	N	X	B	M	S	A	M	V	B	R	R	H	K
F	I	S	H	U	R	I	L	D	H	E	Q	C	I	Y
W	U	M	S	Z	M	E	K	Z	B	U	N	Y	P	Z
T	K	X	Q	G	S	Q	V	G	O	P	B	I	Z	O
Q	X	P	N	M	N	R	O	O	U	O	S	W	N	T
Z	R	Q	X	Z	Q	D	W	W	G	T	A	J	E	N
F	O	R	G	I	V	E	N	E	S	S	O	H	C	E
E	R	J	G	T	Y	R	H	X	U	N	M	A	Q	P
F	Q	H	O	K	M	W	U	B	A	R	G	C	Z	E
O	Z	G	Y	Q	Y	R	S	H	L	J	I	L	K	R
J	X	D	F	M	E	Q	G	B	P	N	N	T	G	O

Word Bank

FISH	SHIP	REPENT
JONAH	ISLAND	STORM
MERCY	NINEVEH	BELLY
OVERBOARD	FORGIVENESS	GOD



Jonah and the Big Fish



Story Board Items: Jonah and the Big Fish





Scripture: Jonah

1 Now the word of the LORD came to Jonah the son of Amittai, saying, ²“Arise, go to Nineveh, that great city, and cry out against it; for their wickedness has come up before Me.” ³ But Jonah arose to flee to Tarshish from the presence of the LORD. He went down to Joppa, and found a ship going to Tarshish; so he paid the fare, and went down into it, to go with them to Tarshish from the presence of the LORD.

⁴ But the LORD ^[a]sent out a great wind on the sea, and there was a mighty tempest on the sea, so that the ship was about to be broken up.

⁵ Then the mariners were afraid; and every man cried out to his god, and threw the cargo that *was* in the ship into the sea, to lighten ^[b]the load. But Jonah had gone down into the lowest parts of the ship, had lain down, and was fast asleep.

⁶ So the captain came to him, and said to him, “What do you mean, sleeper? Arise, call on your God; perhaps your God will consider us, so that we may not perish.”

⁷ And they said to one another, “Come, let us cast lots, that we may know for whose cause this trouble *has come* upon us.” So they cast lots, and the lot fell on Jonah. ⁸ Then they said to him, “Please tell us! For whose cause *is* this trouble upon us? What is your occupation? And where do you come from? What is your country? And of what people are you?”

⁹ So he said to them, “I *am* a Hebrew; and I fear ^[c]the LORD, the God of heaven, who made the sea and the dry *land*.”

¹⁰ Then the men were exceedingly afraid, and said to him, “Why have you done this?” For the men knew that he fled from the presence of the LORD, because he had told them. ¹¹ Then they said to him, “What shall we do to you that the sea may be calm for us?”—for the sea was growing more tempestuous.

¹² And he said to them, “Pick me up and ^[d]throw me into the sea; then the sea will become calm for you. For I know that this great tempest *is* because of me.”

¹³ Nevertheless the men rowed hard to return to land, but they could not, for the sea continued to grow more tempestuous against them. ¹⁴ Therefore they cried out to the LORD and said, “We pray, O LORD, please do not let us perish for this man’s life, and do not charge us with innocent blood; for You, O LORD, have done as it pleased You.” ¹⁵ So they picked up Jonah and threw him into the sea, and the sea ceased from its raging. ¹⁶ Then the men feared the LORD exceedingly, and offered a sacrifice to the LORD and took vows.

¹⁷ Now the LORD had prepared a great fish to swallow Jonah. And Jonah was in the belly of the fish three days and three nights.

2 Then Jonah prayed to the LORD his God from the fish’s belly. ² And he said:

“I cried out to the LORD because of my affliction,
And He answered me.

“Out of the belly of Sheol I cried,
And You heard my voice.

³ For You cast me into the deep,
Into the heart of the seas,
And the floods surrounded me;
All Your billows and Your waves passed over me.

⁴Then I said, 'I have been cast out of Your sight;
Yet I will look again toward Your holy temple.'

⁵The waters surrounded me, *even* to my soul;
The deep closed around me;
Weeds were wrapped around my head.

⁶I went down to the ^[a]moorings of the mountains;
The earth with its bars *closed* behind me forever;
Yet You have brought up my life from the pit,
O LORD, my God.

⁷"When my soul fainted within me,
I remembered the LORD;
And my prayer went *up* to You,
Into Your holy temple.

⁸"Those who regard worthless idols
Forsake their own ^[b]Mercy.

⁹But I will sacrifice to You
With the voice of thanksgiving;
I will pay what I have vowed.
Salvation *is* of the LORD."

¹⁰So the LORD spoke to the fish, and it vomited Jonah onto dry *land*.

3 Now the word of the LORD came to Jonah the second time, saying, ²"Arise, go to Nineveh, that great city, and preach to it the message that I tell you." ³So Jonah arose and went to Nineveh, according to the word of the LORD. Now Nineveh was an exceedingly great city, ^[a]a three-day journey *in extent*. ⁴And Jonah began to enter the city on the first day's walk. Then he cried out and said, "Yet forty days, and Nineveh shall be overthrown!"

⁵So the people of Nineveh believed God, proclaimed a fast, and put on sackcloth, from the greatest to the least of them. ⁶Then word came to the king of Nineveh; and he arose from his throne and laid aside his robe, covered *himself* with sackcloth and sat in ashes. ⁷And he caused *it* to be proclaimed and published throughout Nineveh by the decree of the king and his ^[b]nobles, saying,

Let neither man nor beast, herd nor flock, taste anything; do not let them eat, or drink water. ⁸But let man and beast be covered with sackcloth, and cry mightily to God; yes, let every one turn from his evil way and from the violence that is in his hands. ⁹Who can tell *if* God will turn and relent, and turn away from His fierce anger, so that we may not perish?

¹⁰Then God saw their works, that they turned from their evil way; and God relented from the disaster that He had said He would bring upon them, and He did not do it.

4 But it displeased Jonah exceedingly, and he became angry. ²So he prayed to the LORD, and said, "Ah, LORD, was not this what I said when I was still in my country? Therefore I fled previously to Tarshish; for I know that You *are* a gracious and merciful God, slow to anger and abundant in lovingkindness, One who relents from doing harm. ³Therefore now, O LORD, please take my life from me, for *it is* better for me to die than to live!"

⁴Then the LORD said, "*Is it* right for you to be angry?"

⁵So Jonah went out of the city and sat on the east side of the city. There he made himself a shelter and sat under it in the shade, till he might see what would become of the city. ⁶And the LORD God prepared a ^[a]plant and made it come up over Jonah, that it might be shade for his head to deliver him from his misery. So Jonah ^[b]was very grateful for the plant. ⁷But as morning dawned the next day God prepared a worm, and it so damaged the plant that it withered. ⁸And it

happened, when the sun arose, that God prepared a vehement east wind; and the sun beat on Jonah's head, so that he grew faint. Then he wished death for himself, and said, "*It is better for me to die than to live.*"

⁹Then God said to Jonah, "*Is it right for you to be angry about the plant?*"

And he said, "*It is right for me to be angry, even to death!*"

¹⁰But the LORD said, "You have had pity on the plant for which you have not labored, nor made it grow, which ^[c]came up in a night and perished in a night. ¹¹And should I not pity Nineveh, that great city, in which are more than one hundred and twenty thousand persons who cannot discern between their right hand and their left—and much livestock?"


Alternate Activity Printable: Beaded Love Bracelet



1. Cut the string, elastic cord, or twine to length (double-strand the elastic cord to give it extra strength). Make sure the length is 2x the size of your wrist (elastic string). Otherwise, make sure it is your wrist size plus enough to tie a loop and knot.
2. Decide what beads you want to have on your bracelet. Place a piece of tape on the end of the string.

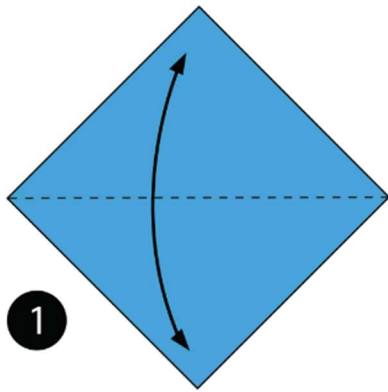


3. Add the beads to the sting.
4. Once completed tie a knot to secure the beads (surgeon knot) see below
5. Secure the knot with glue

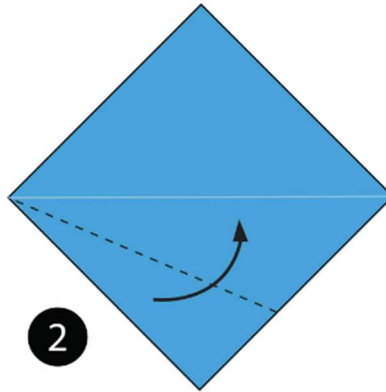


SURGEON'S KNOT

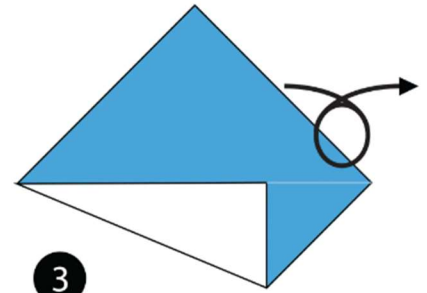




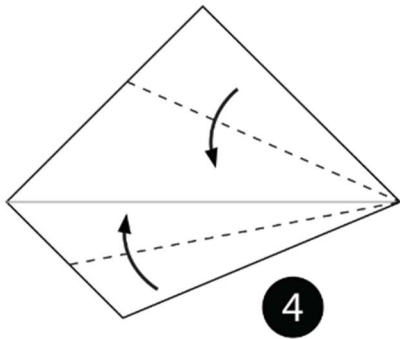
Step 1) Fold the paper in half and then unfold it.



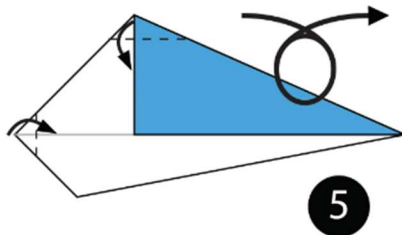
Step 2) Fold the bottom of the paper up along the dotted line.



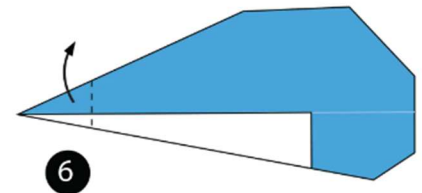
Step 3) Turn the paper over.



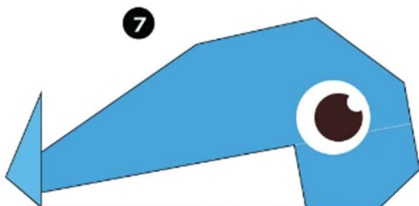
Step 4) Fold the top and bottom in along the dotted lines.



Step 5) Fold the top and side in along the dotted lines then turn the paper over.



Step 6) Fold the tail up a little bit.



The complete whale

Property of St. Patrick Anglican Church


2024

Resource:

<https://origami.me/whale>

<https://sarahmaker.com/beaded-bracelets/>



Jonah and the Big Fish



ColoringAll.com



1. Where did God want Jonah to go and ask people to repent?
2. What swallowed Jonah?
3. How long was Jonah trapped?
4. What did Jonah do to be released?
5. Did the people of the city repent?
6. Why did Jonah sit under the tree?
7. What did God do to the tree?



1. Where did God want Jonah to go and ask people to repent? **Nineveh**
2. What swallowed Jonah? **Big Fish**
3. How long was Jonah trapped? **3 days & nights**
4. What did Jonah do to be released? **Pray**
5. Did the people of the city repent? **Yes**
6. Why did Jonah sit under the tree? **Sulking because repented**
7. What did God do to the tree? **Sent a worm to kill the**

